


PATENT NO. GB 2491636

The ARM 102-RF is a boundary layer through table cardioid condenser microphone, with a built-in motorised mechanism that will allow the user to make the microphone disappear without having to physically touch it or remove it from the table. A positive (+2.5V to +12V) signal applied to the DSP control port will simultaneously activate all ARM motorised microphones connected to the ARM-C (control box M1 – M4 RJ45 motor outlet ports).



- Easy to install
- Meets EMC test standards:  
Emissions:  
EN 55022:2006 inc A1:2007  
Immunity:  
EN 55024:1998 inc A1:2001 & A2:2003
- Low profile at surface level
- Robust brass construction
- Cardioid polar pattern
- Built in RF filter
- Balanced output
- Supplied with 2m (6.6ft) cat 5 cable for motor drive terminated with RJ 45 plug for easy connection to ARM C
- Supplied with 2m (6.6ft) 2 core + screen open ended cable for audio connection.
- Kit includes: ARM 102-RF, M30 fixing nut and anti vibration washer.
- Satin Nickel or Black Nextel finish

#### Installation guide

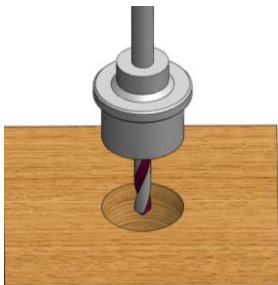


Fig A

- 1) Drill a 30mm (1.18") hole through the table see fig A.
- 2) Fit the ARM 102-RF through the 30mm (1.18") hole see fig B.
- 3) Fit washer and nut, tighten to the underside of the table see fig C.
- 4) Audio connections: Using Black 2 core + screen cable

Red Phase +, White Phase - and screen Ground.

Motor connections: Using RJ 45 plug on ARM 102-RF cat 5 cable connect to ARM-C (M1-M4) motor outlet ports.

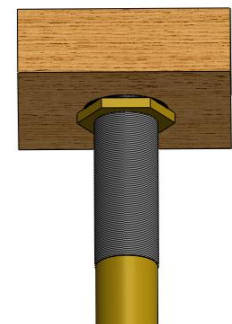


Fig C



Fig B

- 5) ARM 102-RF install complete see fig D
- 5) Install ARM-C as per separate instructions given with the product and power up. A positive +2.5 to 12V signal applied to the ARM-C control port will simultaneously activate all ARM motorised microphones connected to the ARM-C.



Fig D