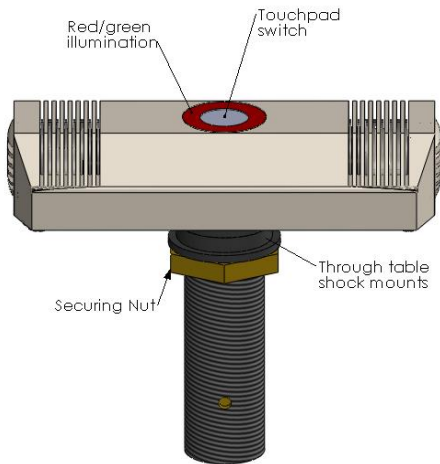


The CS 2S-RF is a dual element boundary layer microphone with a half cardioid polar pattern. The microphone is fitted with an electronic capacitive touch sensitive switch designed to be used for remote switching giving status red or green to identify when the microphone is live. Available in black Nextel (CS 2S-RF) or satin nickel (CS 2SN-RF)



#### Switch Features

- Electronic capacitive touch switch facilitating click / pop free switching of a microphone.
- Must be used in conjunction with Clockaudio LB001 and other electronic mute switching boxes (dsp).
- Power requirements 12Vdc from regulated power supply
- 500mm 5 way ribbon colour coded cable, supplied with RJ 45 plug and supplied with RJ 45 coupler which allows connection via RJ 12 or RJ 45 plug back to dsp.

#### Microphone features

- Polar pattern half cardioid
- Balanced output
- Power requirements 9-48V phantom power
- Cable 2m 4 core + screen
- Immune to RF artifacts

#### Installation guide

- 1) Pre-drill a 24mm/0.94" hole through the table. See fig A.
- 2) After removing the Nut and one shock mount push fit the CS 2S-RF through the table. See fig B.
- 3) Replace shock mount and hand tighten nut to secure the CS 2S-RF onto the table. See fig C.
- 4) Audio wiring connections:  
Mic A---Red phase +  
          Black phase –  
Mic B---Yellow phase +  
          White phase –  
Ground---Green and common to both elements

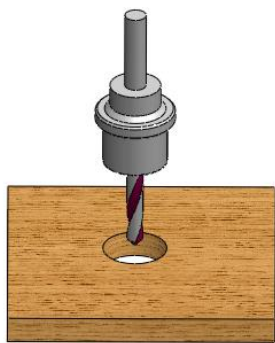


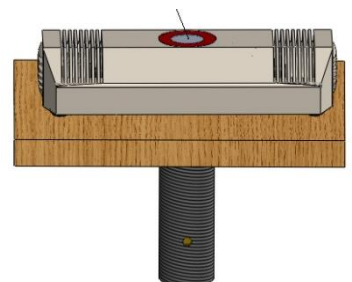
Fig A



Fig B



Fig C



Cable colour	Function	RJ 45 Pin number
Red	Red LED	2
Blue	-ve switch	3
Brown	+ve 12V dc switch	4
Yellow	Switch Logic control	5
Green	Green LED	6